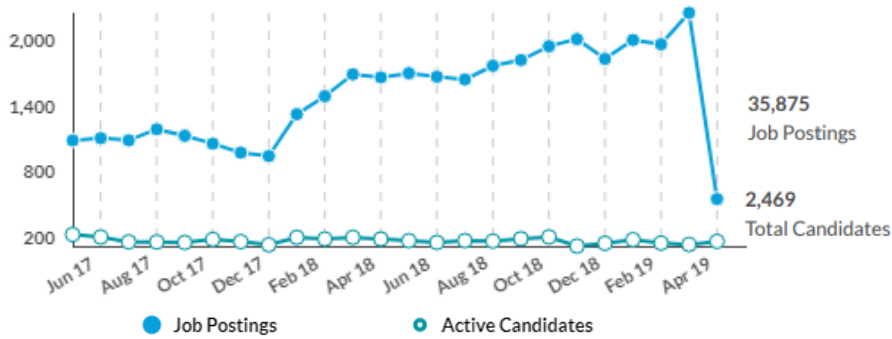
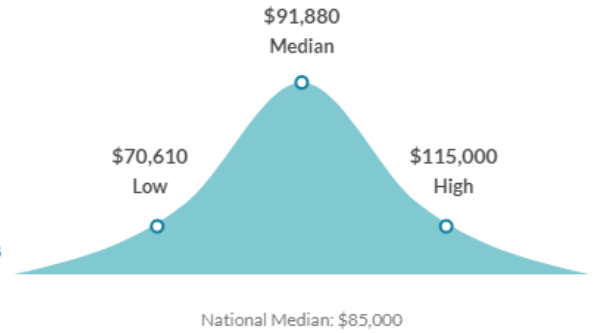


TALENT INTELLIGENCE: Construction Project Managers within 50 miles of Baltimore, MD over the past 2 years

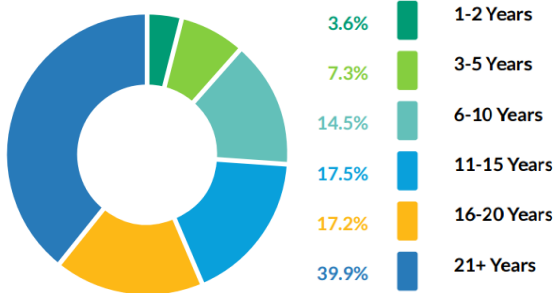
Job Market Overview



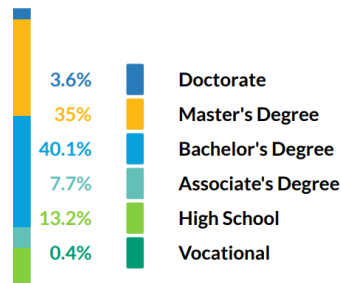
Compensation Overview



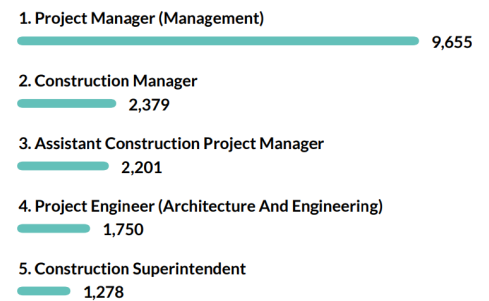
Candidate - Experience



Candidate - Education



Top Job Titles

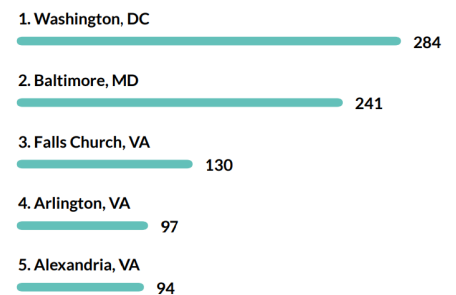


Hiring Indicator
(Favorable Location Details)



Hiring Indicator Score	City (10 Mile Radius)	Supply	Demand	Compensation (25th - 75th percentiles)
42	Rockville, MD	253	3,401	\$71,040 - \$112,250
40	Laurel, MD	243	3,561	\$75,000 - \$109,000
36	Washington, DC	838	14,257	\$68,230 - \$118,250
36	Alexandria, VA	700	11,933	\$66,000 - \$115,000
35	Fairfax, VA	441	6,615	\$80,000 - \$118,750
34	Falls Church, VA	841	15,205	\$70,000 - \$119,750
32	Silver Spring, MD	695	14,519	\$70,000 - \$118,000
30	Ashburn, VA	193	3,323	\$82,000 - \$117,500
28	Baltimore, MD (Searched)	357	6,734	\$75,000 - \$105,000

Candidate Locations



Job Post Locations

